



IT IS THE OPPORTUNITY  
TO REGAIN SHARPER  
VISION MORE LIKE THAT  
OF YOUR YOUTH AND  
IMPROVE THE QUALITY  
OF YOUR LIFE.

Ask your doctor if the TECNIS Lens  
can rejuvenate your vision.

**a** THE ADVANCED  
CATARACT  
SOLUTION

Sharper Vision Is  
Within Reach

— CATARACT SURGERY  
IS MORE THAN JUST  
THE MOST COMMON  
SURGICAL PROCEDURE  
IN THE WORLD. —

**T E C N I S**  
A S P H E R I C I O L

[www.tecnisiol.com](http://www.tecnisiol.com)

AMO Germany GmbH • Rudolf-Plank-Straße 31 • 76275 Ettlingen •  
Germany • [www.abbottmedicaloptics.com](http://www.abbottmedicaloptics.com)

**References:**

1. Artal P, Alcón E, Villegas E. Spherical aberration in young subjects with high visual acuity. Presented at XXIV Congress of the European Society of Cataract and Refractive Surgeons; September 9-13, 2006; London, England.
  2. Data on file, Abbott Medical Optics Inc.
  3. McBride DK, Matson W. Assessing the significance of optically produced reduction in braking response time: possible impacts on automotive safety among the elderly. Potomac Institute for Policy Studies; April 1, 2003.
  4. TECNIS Foldable Posterior Chamber Intraocular Lens. (Package insert) Abbott Medical Optics Inc. TECNIS foldable intraocular lenses are indicated for primary implantation for the visual correction of aphakia in adults in whom a cataractous lens has been removed by phacoemulsification. The lenses are intended to be placed in the capsular bag. Rx Only.
- Precautions:** Do not resterilize the lens; do not soak or rinse the lens with any solution other than sterile saline solution; do not store the lens in direct sunlight. **Warnings:** Surgeons should consider the risk/benefit ratio for adults with preoperative ocular pathology, including but not limited to inflammation, distorted eye and microbial infection. **Adverse Events:** Adverse events that have been documented as having occurred following intraocular lens implantation include, but are not limited to, corneal edema, iritis, lens dislocation, hyphema, macular edema, and retinal detachment. For a complete listing of precautions, warnings and adverse events, refer to the package insert.
- TECNIS is a trademark owned by or licensed to Abbott Laboratories, its subsidiaries or affiliates.  
©2009 Abbott Medical Optics Inc., Santa Ana, CA 92705 [www.abbottmedicaloptics.com](http://www.abbottmedicaloptics.com)  
2009-07-07-CT1137-ENG

**a** Abbott  
Medical Optics

**T E C N I S**  
A S P H E R I C I O L



**a** Abbott  
A Promise for Life

— Do I have cataracts?

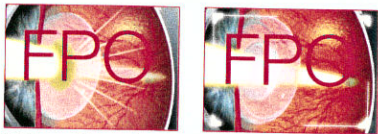
As we get older, our vision gets worse, especially in low-light or dim environments.

Cataracts make this problem worse by causing the eye's natural crystalline lens to become cloudy or yellow. This prevents light rays from properly focusing inside the eye

If you have cataracts, your symptoms may include:

- Hazy or blurred vision
- Faded colors
- Sensitivity to light
- The need for stronger glasses

If left untreated, cataracts will cause your vision to worsen over time



Healthy eye with normal focusing of light

An eye with cataracts showing improper focusing of light

— What is cataract surgery?

Cataract surgery is the most commonly performed procedure today. It is a safe and proven treatment for cataracts.

During the cataract procedure, your surgeon will first remove your clouded, aging natural crystalline lens.

Then, an intraocular lens, also called an IOL, will be placed in your eye.

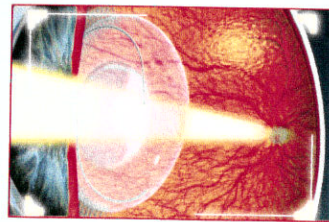
An IOL is a tiny artificial lens that is designed to give you the best possible vision. Today's IOLs provide safer, sharper, better quality vision because of technological improvements.

— TECNIS IOL: The advanced cataract solution


Most people reach their peak vision potential around age 20.<sup>1</sup> At this time, the cornea and the crystalline lens balance each other to focus light sharply.

While traditional cataract lenses allow you to see in the distance, they aren't designed to bring back the balance of youthful eyes. Images are not as sharp as they could be, which means you will only have the vision of a healthy older person, rather than that of a healthy younger person.

With the advanced TECNIS Lens or IOL, you have a better opportunity to get back the sharper vision of your youth. The TECNIS IOL provides innovative technology that improves your eye's ability to contrast.<sup>2</sup>



The TECNIS Lens is uniquely designed with patented Wavefront Technology to correct vision to that of a younger person.\*



THE TECNIS LENS FOR SHARPER, BETTER QUALITY VISION

TECNIS  
ASPHERIC I O L

Why sharper vision means safer vision for you

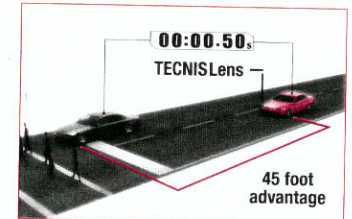
One of the most important benefits of improved vision with the TECNIS Lens is safety. For people with cataracts who have no problem reading an eye chart, some situations could be more difficult for them because they lack good functional vision.

Functional vision is everyday, real-world vision, which includes low-light situations such as dining by candlelight or walking in a morning fog.<sup>3</sup>

The TECNIS IOL is the only wavefront-designed lens approved by the FDA for improved functional vision and night-driving simulator performance. What does this mean for you?

Good functional vision is especially important when driving at night. Based on the night-driving simulator study, the TECNIS Lens enables faster reaction time, providing a safer situation for older drivers.<sup>4</sup> This improvement in vision may also improve safety in other low-light situations.<sup>5</sup>

Identification distance at 55 mph



In a simulated night-driving study, at 55 mph the TECNIS Lens provided an additional 45 feet of identification distance, and 1/2 second of reaction time when compared to a leading competitor.<sup>5</sup>

\*Based on an average cataract patient.

With the TECNIS Lens, you may still need glasses for up-close activities like reading. If you are interested in independence from glasses at all distances, ask your doctor about the TECNIS Multifocal Lens.